

# FLAIL MULCHERS

Agricultural Range

**Teagle**



[www.teagle.co.uk](http://www.teagle.co.uk)

# FLAIL MULCHERS

Agricultural Range




## EKRS

Medium Duty. For grass and light scrub up to 4cm. Front / Rear mount 50-100HP.



## TBM

Heavy Duty. From grass to set aside up to 6cm. Rear Mount 50 - 110HP.



## DUAL

Heavy Duty. From grass to set aside up to 5cm. Front / Rear Mount 70 - 120HP.



Teagle Machinery was established over 75 years ago, and remains a family business focussed on meeting the needs of our customers whether just around the corner, or in one of the 35 countries worldwide to which we regularly ship machinery. From the outset, our machinery has been designed to be simple, robust and easy to use. We still stand by these values, whether it is a product we manufacture ourselves, or that we distribute in collaboration with one of our specialist partners.

Since establishing our trading relationship in 1999 with Berti, an Italian family owned business of similar standing to ourselves, we have placed our stamp on the UK market with over 2,500 Berti flail mowers/mulchers now in operation in the UK. The reasons behind this success, which sees customers returning time after time to buy Teagle, are twofold:

**Product Focus** - With over 250 models for horticulture, agriculture, forestry and excavator mounted attachments, Berti offer a machine for almost every conceivable application. Berti actively invest in research, design and manufacturing technology to ensure that our product range constantly evolves to remain at the cutting edge, whilst being available at a competitive price.

**Backup** – Servicing this scale of operation requires commitment and service on a national basis. We set aside part of our 20,000m<sup>2</sup> facility in Cornwall to hold not only new machines, but a substantial stock of wearing and non-wearing parts to keep you up and running.

***Teagle***



**TBMS**

Very Heavy Duty. From grass to saplings up to 8cm. Rear Mount 75 - 150HP.



**TFHM**

Very Heavy Duty. From grass to saplings up to 6cm. Front / Rear Mount 90 - 150HP.

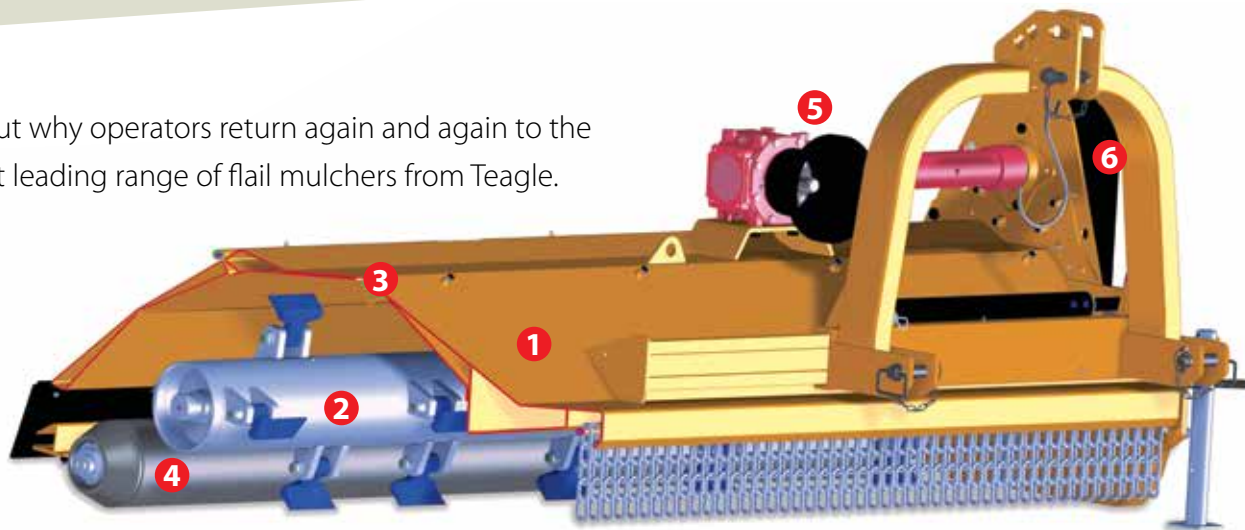


**TSBS**

Very Heavy Duty. From grass to saplings up to 8cm. Rear Mount 70 - 140HP.

# Your advantage

Find out why operators return again and again to the market leading range of flail mulchers from Teagle.



## 1 Robust Body

The Double skin body incorporates Strenx high performance steel in the inner hood (we also use Hardox in the skids for greater durability). The body is shot blased and protected with a high quality paint finish.

## 2 High Performance Rotor

The large diameter seamless tube is dynamically balanced and delivers a market leading tip speed, as well as strength in operation. Stout lugs hold the flails firmly in place.

## 3 Mulching Blades

For improved mulching performance the EKRS and TSBS models feature a set of counter blades, with the TBM, TBMS, TFHM and DUAL all being fitted with an additional set of blades.

## 4 Automatic Belt Tensioning

The automatic belt tensioning system minimises maintenance and ensures that the driveline protection is always correctly adjusted. (Fitted to TBM, TBMS and DUAL models).

## 5 High Quality Driveline

From the Waltersheid PTO shaft to the high quality gearbox, components have been carefully selected to offer trouble free operation.

## 6 Large Diameter Roller

The large diameter roller runs on greasable bearings that are protected from debris within a deep labyrinth arrangement.

## 'A TYPE' FLAIL... at the cutting edge

### Longevity

The flail is engineered with a thick shank for greater strength, and a fitted curve on the rear face to prevent damage to the rotor tube when a foreign object is encountered. Flails are retained by a 19mm high tensile bolt with a square head, recessed into the rotor lug, for easier maintenance.

### Performance

The heavyweight 1.9kg flail remains extended even when mulching tough material. The wide cutting edge lifts material effectively and leaves a clean cut finish. The wide flail means fewer flails are required, keeping running costs down.



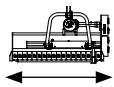
**SUITABLE FOR:** Mulching grass and light scrub.

Cut Width	HP	Mounting	Cut Dia.
1.8 - 3m	50 - 100	Front/Rear	Up to 4cm



## Your First Choice

A medium duty all-rounder suitable for amenity areas and general pasture maintenance, with a reversible head stock for front and rear mounting.



MODEL	cm	Min	Max	mm	mm	n	n	PTO *	A	B	C	Kg
180	180	50	100	1040 : 760	520 : 1280	16	4	540 (1000)	80	198	100	570
200	200	50	100	1210 : 790	690 : 1310	18	4	540 (1000)	80	218	100	590
220	220	60	100	1320 : 880	800 : 1400	20	4	540 (1000)	80	238	100	615
250	250	60	100	1320 : 1180	800 : 1700	22	4	540 (1000)	80	268	100	700
270	270	70	120	1610 : 1090	1090 : 1610	24	4	540 (1000)	95	288	105	850
285	285	70	120	1610 : 1240	1040 : 1760	26	4	540 (1000)	95	303	105	900
300	300	70	120	1610 : 1390	1040 : 1960	28	4	540 (1000)	95	318	105	950

\* Standard setting (swap pulleys for 540/1000rpm)



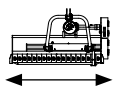
**SUITABLE FOR:** Mulching grass, reeds, maize stalks and scrub.

Cut Width	HP	Mounting	Cut Dia.
1.6 - 2.7m	50 - 110	Rear	Up to 6cm



## The Market Leader

This specification is a favourite for farmers looking to top pasture or clear heavy set-aside.



MODEL	cm	Min	Max	mm	mm	n	n	PTO*	A	B	C	Kg
160	160	50	110	875 725	355 1245	14	4	540 (1000)	90	178	100	660
180	180	50	110	875 925	355 1445	16	4	540 (1000)	90	198	100	700
200	200	50	110	1040 960	520 1480	18	4	540 (1000)	90	218	100	745
220	220	60	110	1040 1160	520 1680	20	4	540 (1000)	90	238	100	790
250	250	60	130	1040 1460	520 1980	22	4	540 (1000)	90	268	100	860
270	270	60	130	1040 1660	520 2180	24	4	540 (1000)	90	288	100	910

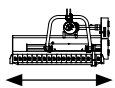


**SUITABLE FOR:** Mulching grass, reeds, maize stalks and scrub.

## Best All Rounder

The front/rear mounting makes this our most popular model for pasture and set-aside management.


Cut Width	HP	Mounting	Cut Dia.
2.2 - 3m	70 - 120	Front/Rear	Up to 5cm



MODEL	cm	Min	Max	mm	mm	n	n	PTO*	A	B	C	Kg
200	200	70	140	1040 : 960	520 : 1480	18	4	1000 (540)	105	220	120	890
230	230	70	140	1320 : 980	800 : 1500	20	4	1000 (540)	105	250	120	950
250	250	70	140	1320 : 1180	800 : 1700	22	4	1000 (540)	105	270	120	990
285	285	70	140	1610 : 1240	1090 : 1760	26	4	1000 (540)	105	305	120	1060
300	300	70	140	1610 : 1390	1090 : 1910	28	4	1000 (540)	105	320	120	1100

\* Standard setting (swap pulleys for 540/1000rpm)

# TBMS

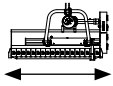


**SUITABLE FOR:** Mulching grass, rushes, scrub and saplings.

Cut Width	HP	Mounting	Cut Dia.
1.8 - 3m	75 - 150	Rear	Up to 8cm

## The Contractors' Choice

A very heavy-duty mulcher for pasture topping, set-aside management and field reclamation.



MODEL	cm	Min	Max	mm	mm	n	n	PTO*	A	B	C	Kg
180	180	75	150	875 925	355 1445	16	5	540 (1000)	100	198	105	730
200	200	75	150	1040 960	520 1480	18	5	540 (1000)	100	218	105	795
220	220	75	150	1040 1160	520 1680	20	5	540 (1000)	100	238	105	860
250	250	75	150	1040 1460	520 1980	22	5	1000 (540)	100	268	105	925
270	270	85	180	1040 1660	520 2180	24	5	1000 (540)	100	288	105	1010
285	285	85	180	1040 1810	520 2330	26	5	1000 (540)	100	300	105	1060
300	300	85	180	1040 1960	520 2480	28	5	1000 (540)	100	318	105	1110



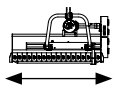


**SUITABLE FOR:** Mulching grass, rushes, scrub and saplings.

Cut Width	HP	Mounting	Cut Dia.
1.8 - 3m	90 - 150*	Front/Rear	Up to 6cm

## Out Front Performance

A very heavy-duty mower for professional users. Applications include field reclamation, highway verge management and establishing woodland trails.



MODEL	cm	Min	Max	mm		n	n	PTO *	A	B	C	Kg
180	180	90	150	1160	640	16	4	1000 (540)	120	198	155	1060
200	200	90	150	1260	740	18	4	1000 (540)	120	218	155	1080
220	220	90	150	1360	840	20	5	1000 (540)	120	238	155	1090
250	250	90	150	1510	990	22	5	1000 (540)	120	268	155	1130
270	270	90	150	1610	1090	24	5	1000 (540)	120	288	155	1190
285	285	90	150	1690	1160	26	5	1000 (540)	120	303	155	1250
300	300	90	150	1760	1240	28	5	1000 (540)	120	318	155	1320

\* Standard setting (non-standard PTO speed by special order only)

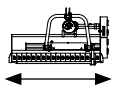


**SUITABLE FOR:** Mulching grass, reeds, maize stalks, brassicas and scrub.

Cut Width	HP	Mounting	Cut Dia.
1.8 - 3m	70 - 140	Rear	Up to 8cm

## High Body, High Capacity

A versatile high-body shredder for pasture topping, field reclamation and mulching crop residue prior to cultivation.



MODEL	cm	Min	Max	mm	mm	n**	n	PTO*	A	B	C	Kg
180	180	70	110	1100 700	580 1220	22	4	540 (1000)	120	198	155	860
200	200	70	110	1200 800	680 1320	24	4	540 (1000)	120	218	155	920
220	220	70	110	1300 900	780 1420	26	4	540 (1000)	120	238	155	980
250	250	80	140	1450 1050	930 1570	30	5	1000 (540)	120	268	155	1140
270	270	80	160	1550 1150	1030 1670	32	5	1000 (540)	120	288	155	1220
285	285	80	160	1625 1225	1105 1745	34	5	1000 (540)	120	303	155	1260
300	300	80	160	1700 1300	1180 1820	36	5	1000 (540)	120	318	155	1300

## “I made the right choice”

Ben Spear has run a Dual 285 since 2011 for his own grassland management, he also wanted a machine with the strength to undertake some contracting work which ranges from pasture topping to set-a-side maintenance and clearance jobs which had not been touched for 15 years.

“The flails are so hardy they have still not been changed, they are very versatile and produce a very fine finish – I used it to cut the grass around the marquee for my wedding”.

On heavier crops “it’s amazing how quick the mulched material rots down”. Ben stores the flail indoors and apart from the annual check “just gives it a bit of grease each time he uses it”.

### Features of the DUAL

- Auto belt tensioner
- Hydraulic side shift to offset machine
- Front or rear mounted
- PTO speed 540 or 1000rpm with interchangeable pulleys



## Teagle clears the way for Eden Project

### First UK Solar Test site

The BRE National Solar Centre will relocate its offices and create its first solar test site at the Eden Project in St Austell.

In preparation for the move the area identified for the testing solar panels required to be cleared of rhododendrons, grass, reeds and brambles.

### Heavy Duty Flail Mulcher

Teagle cleared the site using a TFHM Heavy Duty Flail Mulcher fitted to the front linkage of a 160HP tractor.

The combination quickly knocked down the standing trees to offer easy access to the area, and mulched the fallen material to prevent fast regrowth. The site is now cleared ready for the move.

Don Murray, Eden’s head of horticulture, said: “Plants are at the core of the Eden Project’s work. Like any other garden, there is never quite enough time in the week to get every single job done. Therefore it was a treat to work in partnership with Teagle, such a well-respected local family firm and a continuing delight to have such expertise just down the road from our garden.

### Features of the TFH/M

- Front or Rear Mounted
- Suitable for mulching grassland, set-a-side and material to 6cms
- Seven working widths from 1.8m to 3m
- Hydraulic side shift as standard
- PTO speed 1,000 RPM (540 RPM upon request) / Cat 2 linkage

“It is partnership work like this that makes such a positive impact to the horticultural team here at the Eden Project”. Don Murray, Eden Project



# Teagle

With over 2,500 machines working successfully throughout the UK, you can be confident in your choice of Teagle flail mowers and mulchers.

Contact us today to discuss your individual requirements - we have the solution.

**call our Sales Desk:  
01872 560592**

**Scotland Manager**  
David Haggart 07970 136616  
david.haggart@teagle.co.uk

**North Manager**  
Gary Eastham 07866 532666  
gary.eastham@teagle.co.uk

**East Manager**  
David Threadgold 07970 136615  
david.threadgold@teagle.co.uk

**West Manager**  
Steve Offland 07970 462240  
steve.offland@teagle.co.uk

**South East Manager**  
Chris White 07970 136614  
chris.white@teagle.co.uk

**South West Manager**  
Mike Sanders 07970 836705  
mike.sanders@teagle.co.uk

**European Sales Manager**  
Werner Brach +44 (0)7800 731250  
werner.brach@teagle.co.uk

## Compact Mowers



## Verge Mowers



## Forestry Mulchers



## Excavator Mulchers



## Specialist Mowers



# Teagle

**Teagle Machinery Ltd**

Blackwater, Truro, Cornwall TR4 8HQ  
sales@teagle.co.uk www.teagle.co.uk

Tel: 01872 560592